














































































































































The Global Innovation Index 2013

Country/economy	Region	Income	GII score	Rank	Input score	Rank	Output score	Rank	Efficiency score	Rank
 Switzerland	EUR	HI	66.5	1	66.5	7	66.6	1	1.0	12
 Sweden	EUR	HI	61.3	2	67.8	5	54.8	3	0.8	55
 United Kingdom	EUR	HI	61.2	3	68.1	4	54.2	4	0.7	60
 Netherlands	EUR	HI	61.1	4	64.1	10	58.0	2	0.9	26
 United States	NAC	HI	60.3	5	69.1	3	51.4	12	0.7	86
 Finland	EUR	HI	59.5	6	66.6	6	52.3	8	0.7	67
 India	SEAO	HI	59.4	7	70.6	2	48.2	15	0.6	109
 Singapore	SEAO	HI	59.4	8	72.2	1	46.5	18	0.6	121
 Denmark	EUR	HI	58.3	9	66.3	8	50.3	14	0.7	78
 Ireland	EUR	HI	57.9	10	64.0	12	51.7	11	0.8	57
 Canada	NAC	HI	57.6	11	64.7	9	50.4	13	0.7	68
 Luxembourg	EUR	HI	56.5	12	59.9	18	53.1	6	0.8	33
 Iceland	EUR	HI	56.3	13	59.6	21	53.1	7	0.8	30
 Israel	NAWA	HI	55.9	14	59.8	19	52.1	9	0.8	38
 Germany	EUR	HI	55.8	15	59.7	20	51.8	10	0.8	40
 Norway	EUR	HI	55.6	16	63.3	13	47.8	16	0.7	81
 New Zealand	SEAO	HI	54.4	17	62.7	15	46.1	19	0.7	90
 South Korea	SEAO	HI	53.3	18	62.0	16	44.5	24	0.7	95
 Australia	SEAO	HI	53.0	19	64.1	11	41.9	32	0.6	116
 France	EUR	HI	52.8	20	59.0	23	46.6	17	0.7	63
 Belgium	EUR	HI	52.4	21	59.4	22	45.4	22	0.7	75
 Japan	SEAO	HI	52.2	22	62.8	14	41.6	33	0.6	112
 Austria	EUR	HI	51.8	23	60.5	17	43.1	27	0.7	98
 Malta	EUR	HI	51.7	24	50.1	34	53.4	5	1.0	4
 Estonia	EUR	HI	50.6	25	55.6	25	45.5	21	0.8	51
 Spain	EUR	HI	49.4	26	57.8	24	40.9	35	0.7	101
 Cyprus	NAWA	HI	49.3	27	53.0	30	45.5	20	0.8	43
 Czech Republic	EUR	HI	48.3	28	53.4	27	43.2	26	0.8	53
 Italy	EUR	HI	47.8	29	53.3	28	42.3	29	0.7	62
 Slovenia	EUR	HI	47.3	30	53.2	29	41.4	34	0.7	70
 Hungary	EUR	HI	46.9	31	48.4	36	45.3	23	0.9	23
 Malaysia	SEAO	UM	46.9	32	51.7	32	42.1	30	0.8	52
 Latvia	EUR	UM	45.2	33	51.0	33	39.3	37	0.7	74
 Portugal	EUR	HI	45.0	34	52.1	31	38.0	39	0.7	92
 China	SEAO	UM	44.6	35	45.1	46	44.1	25	0.9	14
 Slovakia	EUR	HI	42.2	36	48.3	37	36.1	45	0.7	84
 Croatia	EUR	HI	41.9	37	46.1	43	37.7	41	0.8	50

	United Arab Emirates	NAWA	HI	41.8	38	53.9	26	29.7	81	0.5	133
	Costa Rica	LCN	UM	41.5	39	41.0	66	41.9	31	1.0	9
	Lithuania	EUR	UM	41.3	40	48.9	35	33.8	56	0.6	105
	Bulgaria	EUR	UM	41.3	41	43.9	50	38.7	38	0.8	35
	Saudi Arabia	NAWA	HI	41.2	42	45.8	44	36.5	44	0.7	61
	Qatar	NAWA	HI	41.0	43	47.8	38	34.1	52	0.7	97
	Montenegro	EUR	UM	40.9	44	47.6	40	34.2	50	0.7	94
	Moldova	EUR	LM	40.9	45	39.2	76	42.5	28	1.0	2
	Chile	LCN	UM	40.5	46	46.7	41	34.4	48	0.7	88
	Barbados	LCN	HI	40.4	47	46.6	42	34.2	49	0.7	91
	Romania	EUR	UM	40.3	48	42.8	55	37.8	40	0.8	34
	Poland	EUR	HI	40.1	49	47.8	39	32.4	64	0.6	110
	Kuwait	NAWA	HI	40.0	50	39.4	74	40.5	36	1.0	8
	Macedonia	EUR	UM	38.1	51	44.4	48	31.8	66	0.7	96
	Uruguay	LCN	UM	38.0	52	41.2	64	34.9	46	0.8	45
	Mauritius	SSF	UM	37.9	53	42.2	60	33.7	57	0.7	59
	Serbia	EUR	UM	37.8	54	41.5	63	34.1	51	0.8	49
	Greece	EUR	HI	37.7	55	45.7	45	29.7	82	0.6	118
	Argentina	LCN	UM	37.6	56	38.7	78	36.5	43	0.9	20
	Thailand	SEAO	UM	37.6	57	42.6	57	32.5	61	0.7	76
	South Africa	SSF	UM	37.5	58	43.9	51	31.2	71	0.7	99
	Armenia	NAWA	LM	37.5	59	40.4	71	34.7	47	0.8	42
	Colombia	LCN	UM	37.3	60	42.5	59	32.2	65	0.7	79
	Jordan	NAWA	UM	37.2	61	42.0	61	32.5	63	0.7	73
	Russia	EUR	UM	37.1	62	43.7	52	30.6	72	0.6	104
	Mexico	LCN	UM	36.8	63	40.7	68	32.9	60	0.8	56
	Brazil	LCN	UM	36.3	64	40.8	67	31.8	68	0.7	69
	Bosnia and Herzegovina	EUR	UM	36.2	65	42.5	58	29.9	78	0.7	103
	India	CSA	LM	36.1	66	35.7	87	36.5	42	1.0	11
	Bahrain	NAWA	HI	36.1	67	44.5	47	27.7	90	0.6	123
	Turkey	NAWA	UM	36.0	68	37.9	81	34.0	53	0.8	29
	Peru	LCN	UM	35.9	69	40.5	70	31.3	70	0.7	72
	Tunisia	NAWA	UM	35.8	70	38.1	80	33.5	59	0.8	36
	Ukraine	EUR	LM	35.7	71	37.9	83	33.6	58	0.8	31
	Mongolia	SEAO	LM	35.7	72	44.0	49	27.4	93	0.6	122
	Georgia	NAWA	LM	35.5	73	41.6	62	29.4	83	0.7	100
	Brunei	SEAO	HI	35.5	74	43.0	54	27.9	89	0.6	119
	Lebanon	NAWA	UM	35.4	75	42.7	56	28.2	88	0.6	114
	Vietnam	SEAO	LM	34.8	76	35.5	89	34.0	54	0.9	17
	Belarus	EUR	UM	34.6	77	39.4	75	29.7	79	0.7	82
	Guyana	LCN	LM	34.3	78	34.8	94	33.8	55	0.9	15

	Dominican Republic	LCN	UM	33.2	79	34.9	93	31.5	69	0.9	28
	Oman	NAWA	HI	33.2	80	43.2	53	23.2	111	0.5	134
	Trinidad and Tobago	LCN	HI	33.1	81	37.9	82	28.3	87	0.7	85
	Jamaica	LCN	UM	32.8	82	36.7	85	28.9	84	0.7	65
	Ecuador	LCN	UM	32.8	83	33.8	100	31.8	67	0.9	21
	Kazakhstan	CSA	UM	32.7	84	40.7	69	24.7	106	0.6	126
	Indonesia	SEAO	LM	31.9	85	31.3	115	32.5	62	1.0	6
	Panama	LCN	UM	31.8	86	39.6	73	24.0	108	0.6	127
	Guatemala	LCN	LM	31.4	87	35.2	91	27.6	91	0.7	66
	El Salvador	LCN	LM	31.3	88	35.6	88	27.0	96	0.7	80
	Uganda	SSF	LI	31.2	89	31.9	109	30.4	75	0.9	19
	Philippines	SEAO	LM	31.1	90	32.3	108	30.0	77	0.9	24
	Botswana	SSF	UM	31.1	91	41.1	65	21.1	125	0.5	136
	Morocco	NAWA	LM	30.8	92	35.3	90	26.4	99	0.7	83
	Albania	EUR	LM	30.8	93	39.0	77	22.6	118	0.5	129
	Ghana	SSF	LM	30.5	94	33.9	99	27.2	95	0.8	58
	Bolivia	LCN	LM	30.4	95	32.5	106	28.4	86	0.8	37
	Senegal	SSF	LM	30.4	96	31.1	116	29.7	80	0.9	18
	Fiji	SEAO	LM	30.4	97	40.2	72	20.6	129	0.5	137
	Sri Lanka	CSA	LM	30.4	98	30.5	118	30.2	76	0.9	13
	Kenya	SSF	LI	30.2	99	34.1	98	26.4	100	0.7	71
	Paraguay	LCN	LM	30.2	100	33.2	104	27.3	94	0.8	48
	Tajikistan	CSA	LI	30.0	101	31.5	113	28.4	85	0.9	27
	Belize	LCN	LM	29.9	102	34.7	95	25.2	102	0.7	93
	Cape Verde	SSF	LM	29.6	103	37.7	84	21.6	122	0.5	130
	Swaziland	SSF	LM	29.5	104	28.6	124	30.5	74	1.0	5
	Azerbaijan	NAWA	UM	28.9	105	35.0	92	22.9	114	0.6	117
	Mali	SSF	LI	28.8	106	27.0	132	30.5	73	1.1	1
	Honduras	LCN	LM	28.7	107	34.6	96	22.9	115	0.6	115
	Egypt	NAWA	LM	28.4	108	33.8	101	23.1	112	0.6	108
	Namibia	SSF	UM	28.3	109	38.2	79	18.4	134	0.4	139
	Cambodia	SEAO	LI	28.0	110	30.0	120	26.1	101	0.8	39
	Gabon	SSF	UM	28.0	111	30.9	117	25.0	104	0.8	54
	Rwanda	SSF	LI	27.6	112	33.6	102	21.6	121	0.6	120
	Iran	CSA	UM	27.3	113	32.4	107	22.1	120	0.6	107
	Venezuela	LCN	UM	27.2	114	26.9	134	27.5	92	1.0	10
	Nicaragua	LCN	LM	27.1	115	33.4	103	20.7	128	0.6	125
	Burkina Faso	SSF	LI	27.0	116	30.2	119	23.8	109	0.7	64
	Kyrgyzstan	CSA	LI	26.9	117	34.5	97	19.3	133	0.5	131
	Zambia	SSF	LM	26.7	118	28.3	128	25.1	103	0.8	32
	Malawi	SSF	LI	26.7	119	28.6	125	24.8	105	0.8	41

	Nigeria	SSF	LM	26.5	120	26.2	137	26.9	97	1.0	7
	Mozambique	SSF	LI	26.4	121	31.7	111	21.2	124	0.6	111
	Gambia	SSF	LI	26.3	122	28.4	127	24.3	107	0.8	44
	Tanzania	SSF	LI	26.3	123	31.7	110	20.9	127	0.6	113
	Lesotho	SSF	LM	26.2	124	35.8	86	16.7	136	0.4	140
	Cameroon	SSF	LM	25.7	125	27.9	131	23.4	110	0.8	47
	Guinea	SSF	LI	25.7	126	24.7	139	26.6	98	1.0	3
	Benin	SSF	LI	25.0	127	29.7	121	20.4	130	0.6	106
	Nepal	CSA	LI	24.9	128	28.3	129	21.5	123	0.7	77
	Ethiopia	SSF	LI	24.7	129	28.4	126	21.0	126	0.7	87
	Bangladesh	CSA	LI	24.5	130	26.5	135	22.4	119	0.8	46
	Niger	SSF	LI	24.0	131	28.1	130	19.8	131	0.7	102
	Zimbabwe	SSF	LI	23.9	132	25.1	138	22.8	116	0.9	25
	Uzbekistan	CSA	LM	23.8	133	31.5	114	16.2	138	0.5	135
	Syria	NAWA	LM	23.7	134	32.8	105	14.6	140	0.4	142
	Angola	SSF	UM	23.4	135	24.2	140	22.7	117	0.9	22
	Ivory Coast	SSF	LM	23.4	136	26.9	133	19.8	132	0.7	89
	Pakistan	CSA	LM	23.3	137	23.6	142	22.9	113	0.9	16
	Algeria	NAWA	UM	23.1	138	31.6	112	14.6	141	0.4	141
	Togo	SSF	LI	23.0	139	29.5	122	16.5	137	0.5	132
	Madagascar	SSF	LI	22.9	140	28.8	123	17.0	135	0.5	128
	Sudan	SSF	LM	19.8	141	26.5	136	13.1	142	0.4	138
	Yemen	NAWA	LM	19.3	142	23.8	141	14.7	139	0.6	124